

---

# Study of Global Rubber & Plastics and Innovative Materials

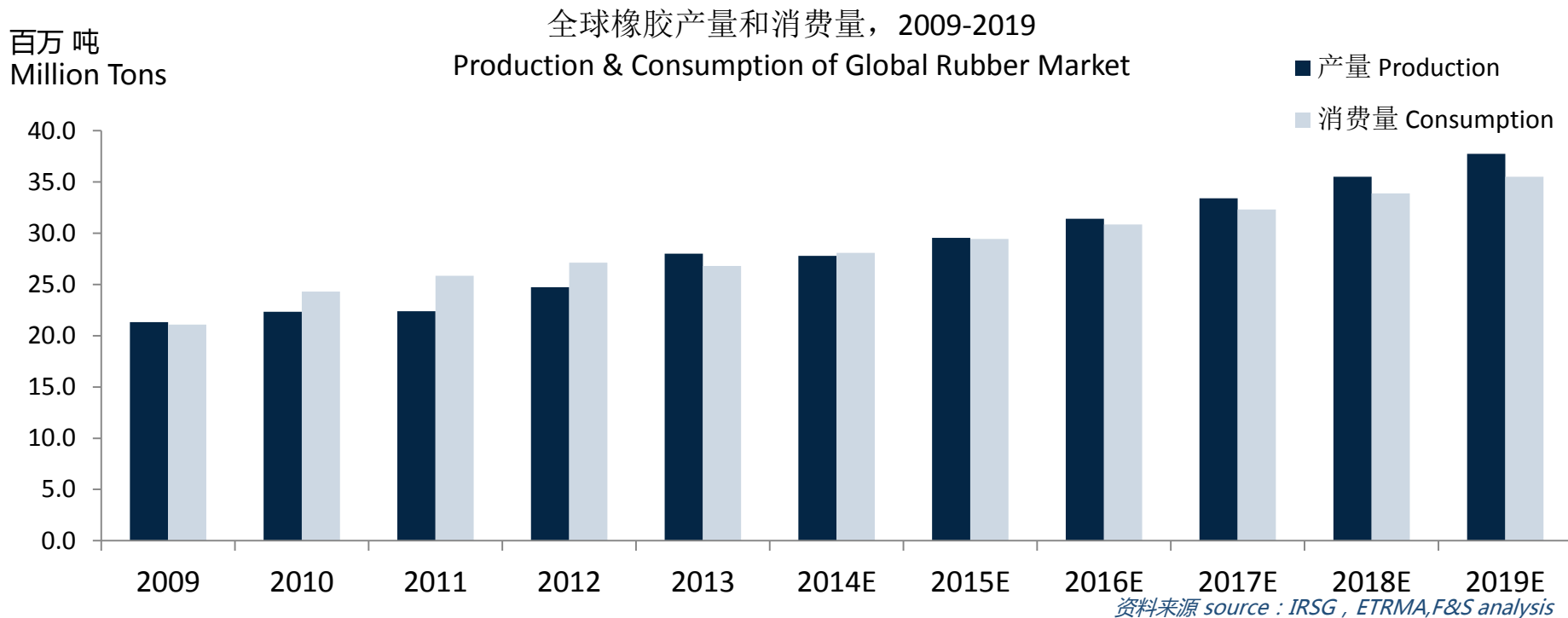
## 全球橡塑及创新材料市场现状分析



# 全球橡胶行业供需分析

## Analysis of Global Rubber Supply and Demand

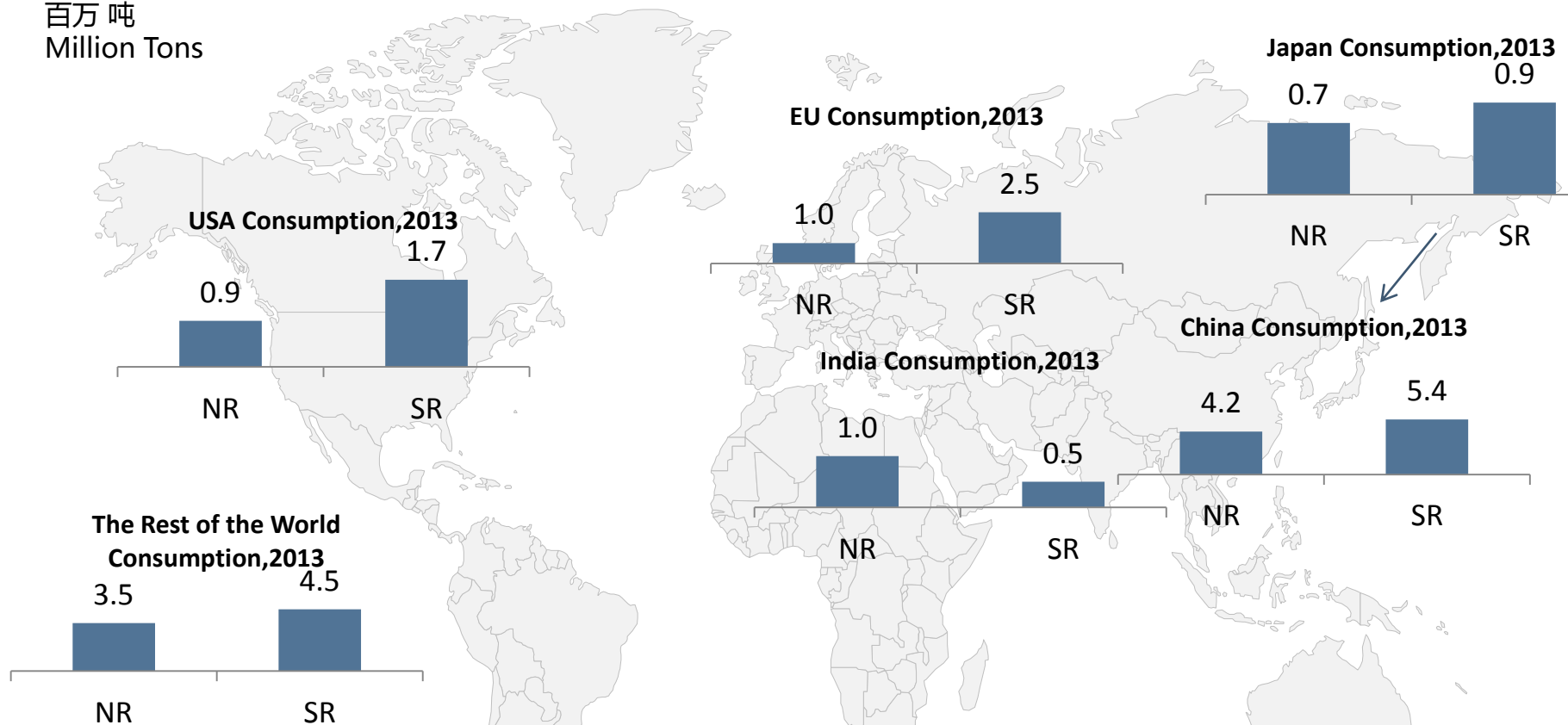
- 2013年，全球橡胶产量接近2800万吨，消费量约2680万吨，2014-2019年产量和消费量复合增长率分别为6.3%和4.8%，预计2019年，产量超过3770万吨，消费量约3550万吨
- 2013, production of global rubber reaches nearly 28 million tons while consumption reaches about 26.8 million tons. The CAGR of production and consumption is 6.3% and 4.8%. We forecast the production will be over 37.7 million tons and the consumption will be almost 35.5 million tons



# 全球主要市场橡胶需求分析

## Demand Analysis of Main Rubber Consumption Region

百万吨  
Million Tons

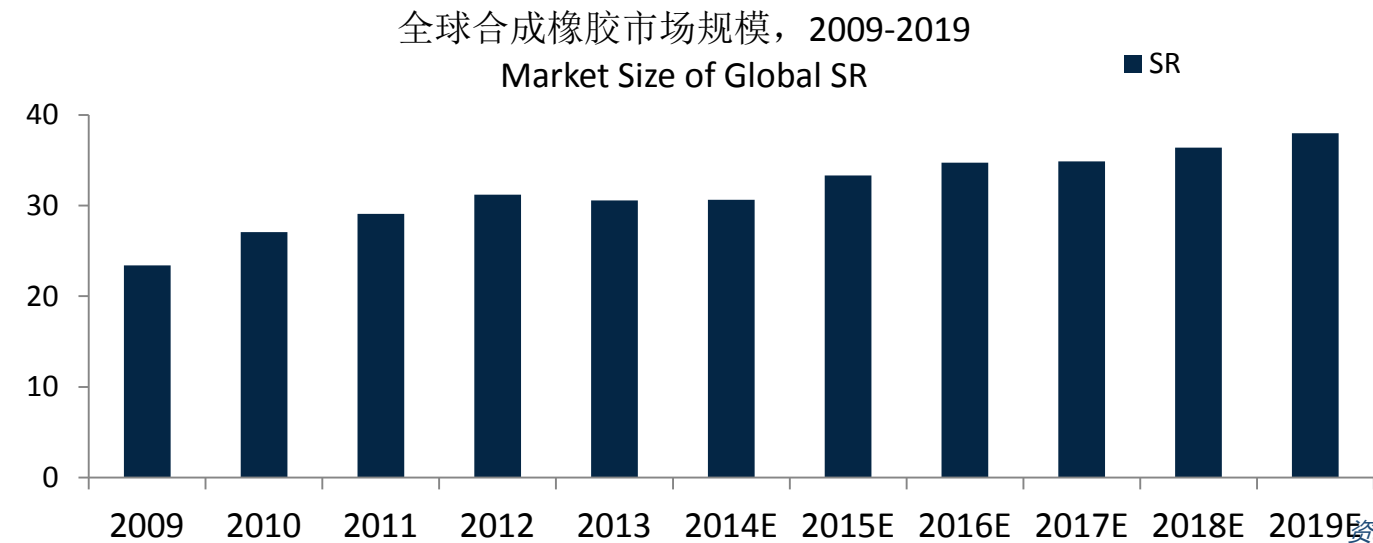
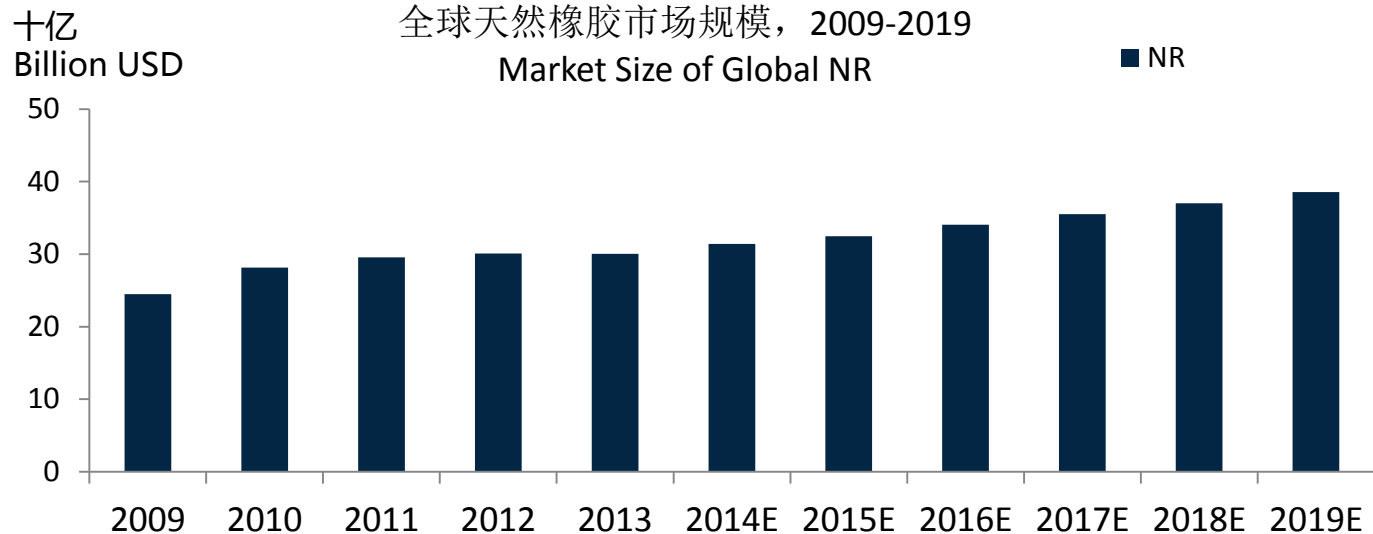


- 2013年，作为主要的橡胶需求市场，中国的NR和SR消费量均超过1/3
- 2013, as biggest demand market, market share of NR and SR are both more than 1/3

资料来源 source : IRSG , ETRMA, F&S analysis

# 全球天然橡胶与合成橡胶市场规模

## Market Size of Global NR and SR



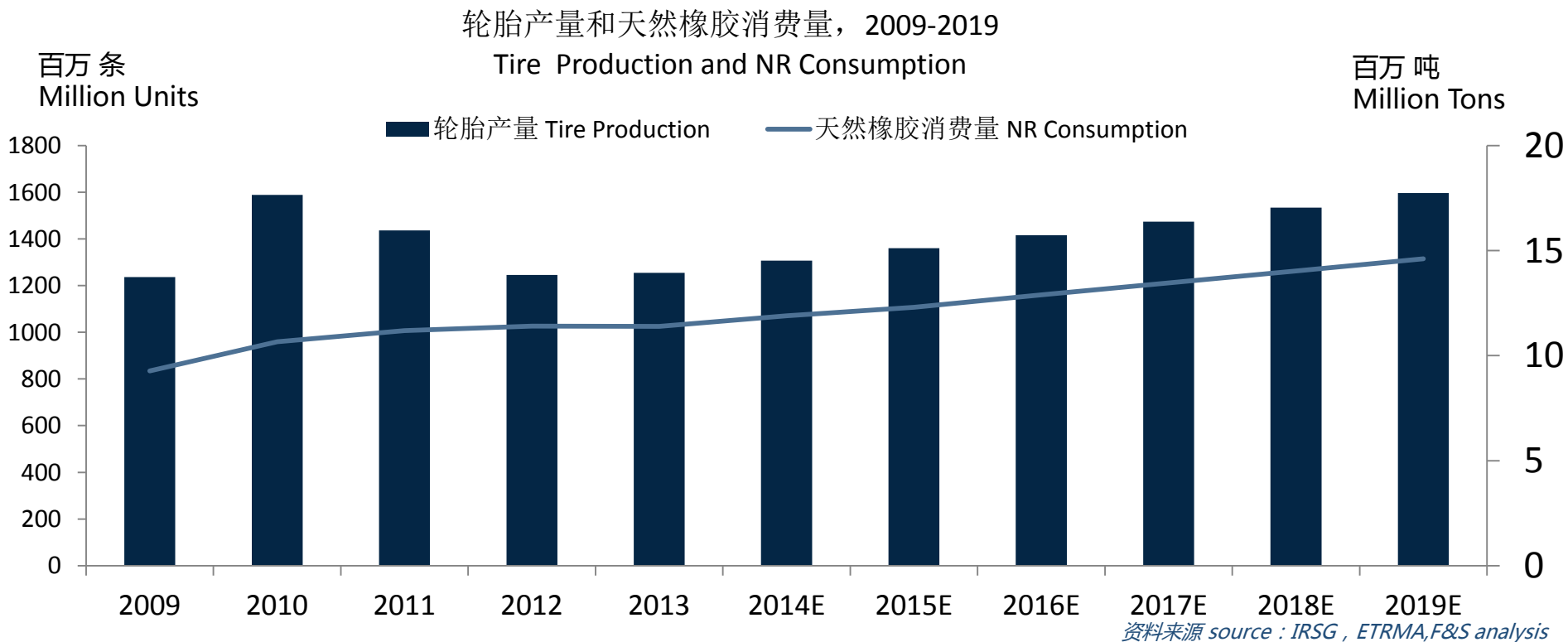
- 2013年，全球天然橡胶与合成橡胶的市场规模双双超过300亿美元，2014-2019年复合增长率为4.1%和4.3%，根据我们的预测，2019年，天然橡胶市场规模超过380亿美元，合成橡胶的市场规模也将接近380亿
- 2013, both NR and SR market size are more than 30 billion USD, we forecast the market of NR will be over 38 billion USD with CAGR 4.1% while that of SR will be close to 38 billion USD with CAGR 4.3%

资料来源 source : IRSG, ETRMA, F&S analysis

# 全球轮胎产量与天然橡胶消费量分析

## Analysis of Global Tire Production and NR Consumption

- 2013年，全球轮胎产量12.5亿条轮胎，天然橡胶消费量1138.8万吨，二者之间的趋势保持一致
- 2013, global tire production is 1.25 billion units while the NR consumption is about 11.4 million tons. The former and later keep the same trend



# 全球塑料市场规模

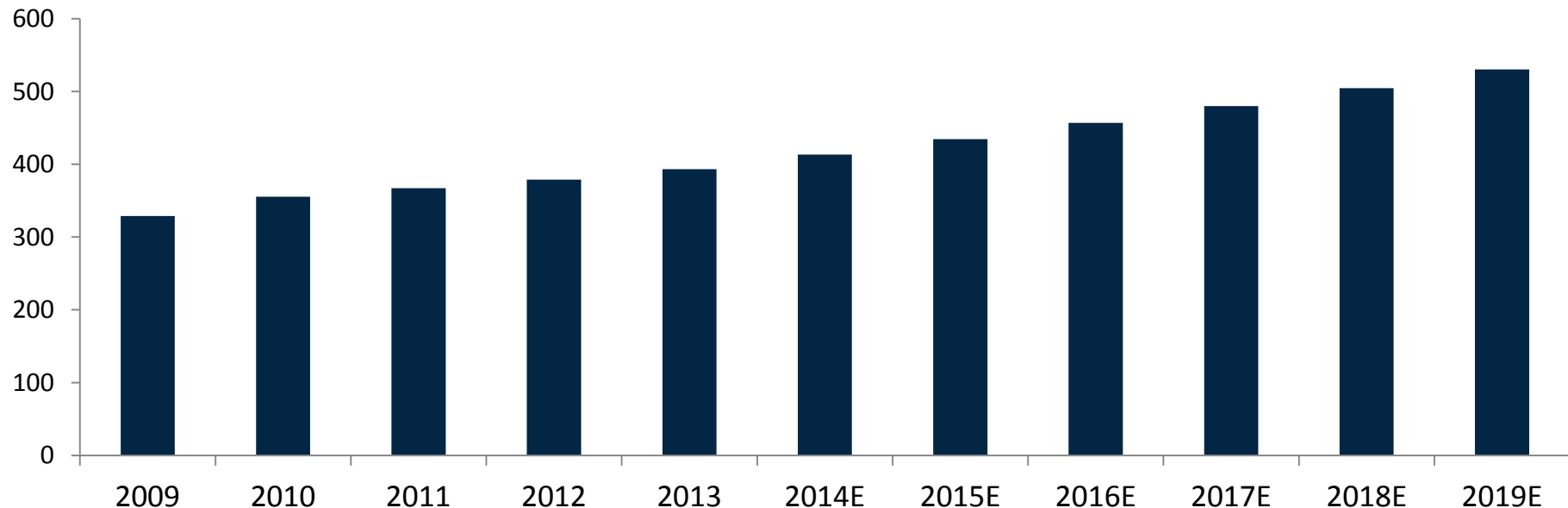
## Market Size of Global Plastics Industry

- 2013年，全球塑料市场规模接近4000亿美元，2014-2019年，复合增长率为5.1%。预计到2019年，市场规模将超过5300亿
- 2013, the market size of global plastics is close to 400 billion dollars. During 2014 and 2019, the CAGR will be 5.1%. Based on the CAGR, the market size will be over 530 billion dollars

十亿  
Billion USD

全球塑料市场规模，2009-2019  
Market Size of Plastics

■ Plastics

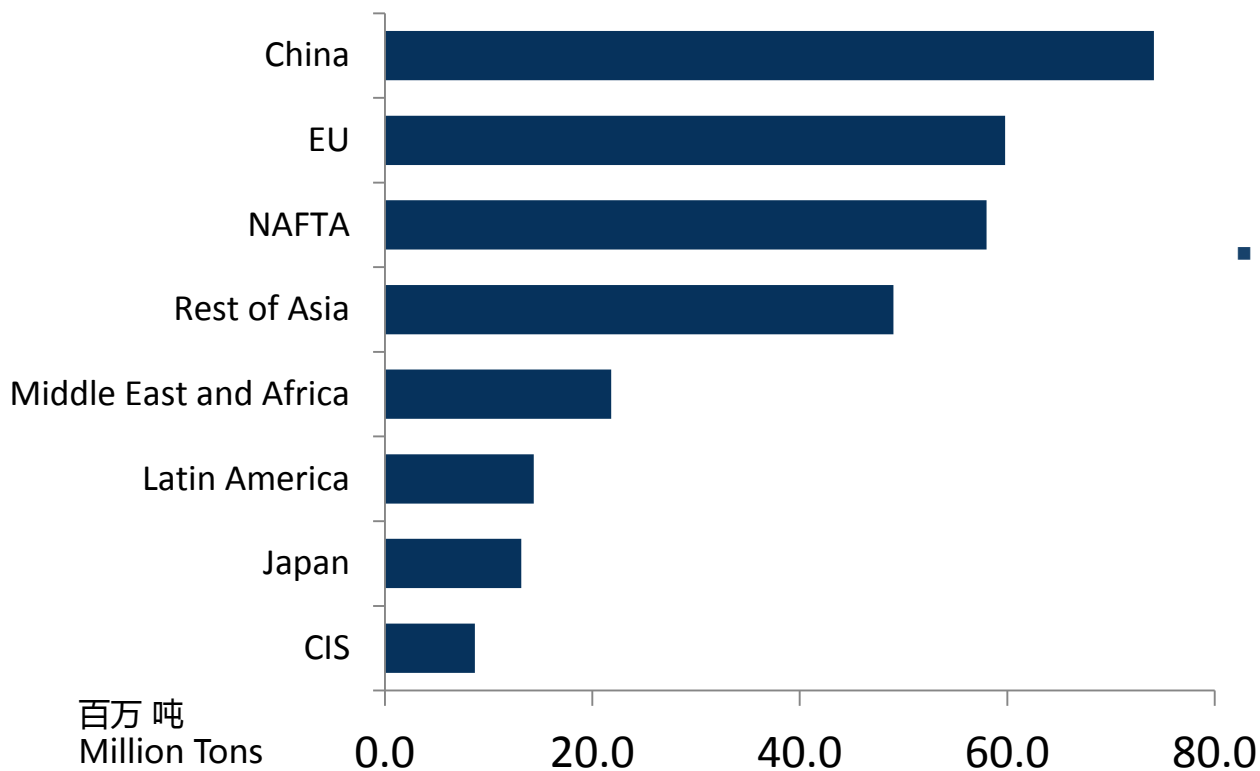


资料来源 source : Statista , F&S analysis

# 全球塑料市场规模

## Market Size of Global Plastics Industry

### Production of Plastics, 2013



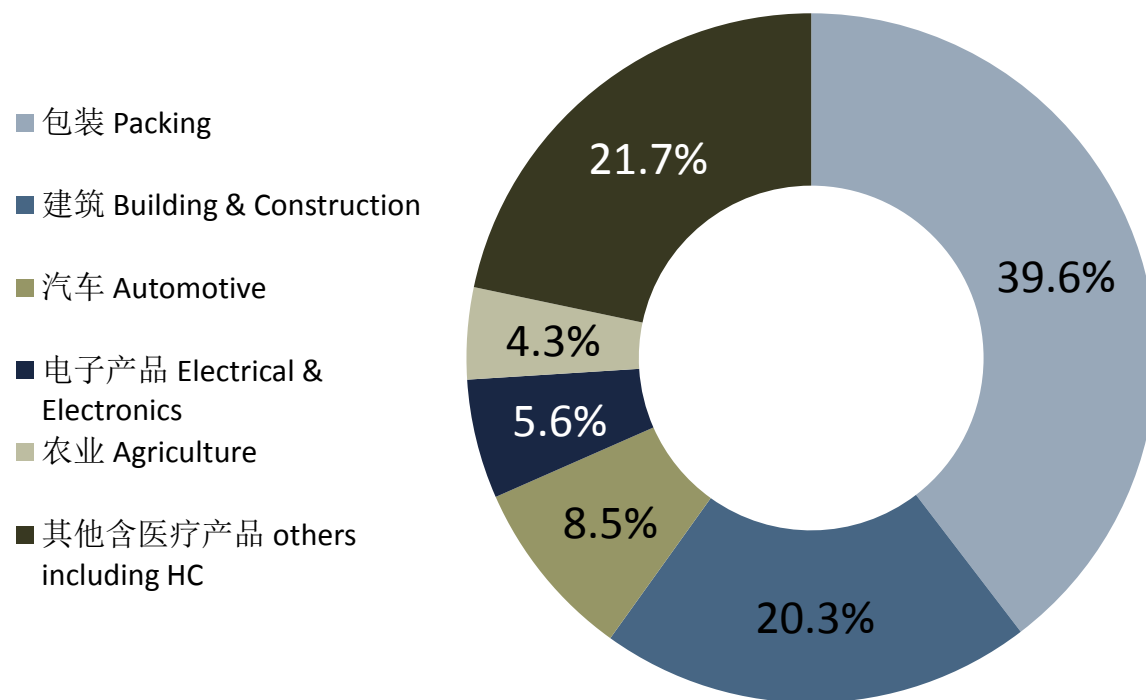
- 2013年，中国塑料产量7420万吨，市场份额24.8%，排名全球第一；欧洲、北美和亚太（除中国和日本）产量在5000万吨左右，四个地区占80.0%以上的市场份额
- 2013, China's plastics production was 74.2 million tons, taking up 24.8% of the global production, ranking NO. 1 in the world. Production of EU, NAFTA and Rest of Asia is about 50 million tons. Market share of the leading four regions is over 80.0%

资料来源 source : Statista , F&S analysis

# 全球各细分市场塑料需求

## Demand of Global Plastics by Segment

细分市场需求比例，2013  
Plastics Demand by Segment, 2013



- 2013年，在对塑料的各细分市场中，汽车占比8.5%，电子产品5.6%，医疗产品产品涵盖于其他细分市场，与消费者和家用电器、家具、体育和安全等共同占21.7%
- 2013， among all segment, automotive takes up 8.5%, electrical & Electronics takes up 5.6%. HC ,contained with sectors such as consumer and household appliances, furniture, sport and safety, totally takes up 21.7%

资料来源 source : PlasticsEurope (PEMRG) / Consultic / ECEBD , F&S analysis